



# **D Y PATIL DENTAL SCHOOL**

**Dr. D Y Patil Knowledge City, Charholi Bk, Via Lohegaon, Pune 412105**

*Affiliated to Maharashtra University of Health Sciences, Nashik*

*Recognized by Dental Council of India*



## **SELF STUDY REPORT (CYCLE 1) 2018-2023**

**CRITERIA: 2: Teaching-Learning and Evaluation**

**KEY INDICATOR: 2.3: Teaching-Learning Process**

**METRIC: 2.3.2: Institute facilitates the use of Clinical skills  
laboratory/ simulation- based learning**

**REPORT ON TRAINING PROGRAMMES IN CLINICAL SKILL LAB/  
SIMULATOR CENTRE**

## INDEX

<b>SR.NO.</b>	<b>DATA</b>	<b>PAGE NO.</b>
1.	Circular	4
2.	Conservative Dentistry and Endodontics	5
3.	Oral and Maxillofacial Pathology and Microbiology	6-7
4.	Orthodontics and Dentofacial Orthopaedics	8-10
5.	Public Health Dentistry	11
6.	Periodontology	12-14
7.	Prosthodontics and Crown and Bridge	15
8.	Oral Medicine and Radiology	16-17
9.	Oral and Maxillofacial Surgery	18
10.	Paediatric Dentistry	19
11.	Biochemistry	20-21
12.	Pharmacology	22
13.	General anatomy	23



**D Y PATIL GROUP**

**D Y PATIL DENTAL SCHOOL**

Affiliated to the Maharashtra University of Health Sciences, Nashik  
Recognized by Dental Council of India

Ref No: DYPDS/ 0624

Date: 15/10/2018

**Circular**


**Clinical Skills Lab & Simulation Center**

D. Y. Patil Dental School ensures ample hands-on experience in the clinical skills lab and simulation labs on campus for both undergraduate and postgraduate students.

The objective of the clinical skills labs and simulation labs is to provide students with the opportunity to learn basic concepts and skills in tandem with their stage of training as part of their program. These labs are designed to help students acquire the necessary cognitive and psychomotor skills.

The labs are equipped with a wide selection of varied, state-of-the-art facilities housed within the relevant departments to cater to the specific teaching and learning needs of the students.

The clinical skills labs act as a bridge between theoretical learning and evidence-based, ethical patient treatment practices. They provide a supervised, low-risk environment where undergraduate and postgraduate students can develop the requisite skill set needed for their training.

  
DR. ANAND SHIGLI  
DEAN



## 1. CONSERVATIVE DENTISTRY AND ENDODONTICS

### a. Skill lab



**Cavity preparation demonstration given by staff**

## **2. ORAL AND MAXILLOFACIAL PATHOLOGY AND MICROBIOLOGY**

**A. Location: 2<sup>nd</sup> floor D.Y.Patil Dental School, Lohegaon**

**B. Photographs:**



**Students carving tooth anatomy on wax block**



**Models showing anatomical landmarks of tooth**

### **3. ORTHODONTICS AND DENTOFACIAL ORTHOPAEDICS**

**A. Location : ground floor D.Y. Patil Dental School, Lohegaon**

**B. Photographs:**




**Demonstration given by faculty at department of orthodontics**



**Interactive session with students**

**List of Clinical skill lab and Simulation based learning facilities.**

- Photography area
- Preclinical demonstration area



**PG student working on Nemoceph software**

#### 4. PUBLIC HEALTH DENTISTRY

A. Location: Ground floor D.Y. Patil Dental School, Lohegaon

B. Photographs:



**Discussion with students**

## 5. PERIODONTOLOGY

Location : 1<sup>ST</sup> floor D.Y. Patil Dental School, Lohegaon

Photographs:




**Demonstration on Suturing technique**



Pune, Maharashtra, India  
JWC6+5RH, Charholi Budruk, Pune, Maharashtra 412105, India  
Lat 18.620593°  
Long 73.912395°  
22/04/22 03:22 PM GMT +05:30

**Electrocautery demonstration**



**Laser demonstration**

## 6. PROSTHODONTICS AND CROWN AND BRIDGE

**Location: 1st floor D.Y. Patil Dental School, Lohegaon**

**Photographs:**



**Discussion with staff on anatomical landmarks**

## 7. ORAL MEDICINE AND RADIOLOGY

A. Location : ground floor D.Y. Patil Dental School, Lohegaon

B. Photographs:

### IOPA TRAINING PROGRAM



## OPG TRAINING PROGRAM



## 8. ORAL AND MAXILLOFACIAL SURGERY

A. Location : 2<sup>nd</sup> floor D.Y. Patil Dental School, Lohegaon

B. Photographs:



Arrangement of trolley

## 9. PEDIATRIC DENTISTRY

A. Location : ground floor D.Y. Patil Dental School, Lohegaon

B. Photographs:



**Student practicing intra oral examination**

## 10. BIOCHEMISTRY

A. Location: 3<sup>RD</sup> Floor D.Y. Patil Dental School, Lohegaon

B. Photos:



Arrangement of solutions for estimation of Blood sugar levels



**Arrangements of reagents for performing colour reaction of proteins in practical class**

## 11. PHARMACOLOGY

A. Location: 3<sup>RD</sup> Floor D.Y. Patil Dental School, Lohegaon

B. Photos:



Students in practical class of pharmacology

## 12. GENERAL ANATOMY

**A. Location: 3<sup>RD</sup> Floor D.Y. Patil Dental School, Lohegaon**

**B. Photos:**



**Students in practical class discussion**