

Classification of Partially Edentulous dental arches

**Department of Prosthodontics
D Y Patil Dental School**

Introduction

- Missing of natural teeth is considered as misfortune.
- It demands immediate replacement by prosthesis to avoid further damage to the remaining components of masticatory apparatus
- Restore the impaired function of mastication, including esthetics and phonetics.

- The areas of missing teeth varies from patient to patient.
- There are more than 65,000 possible combinations of partially missing conditions as stated by [Dr.E.W. Cummer \(1921\)](#).
- Combining both the jaws it will amount to 1,30,000 possible combinations which will be difficult for any planner to memorize and remember.
- Hence the need for a system of classification was realized by the profession.

Requirements of acceptable classification:

It should

1. Permit immediate visualizations of the type of partially edentulous arch that is being considered.
2. Differentiate between the nature of support.
3. Be simple to understand
4. Acceptable to all.

Following system of classification are available:

1. Cummer's classification- 1921.
2. Kennedy's classification- 1923.
3. Bailyn's system- 1928.
4. Becketts' system- 1953.

5. Friedman's system- 1953.
6. Applegate- Kennedy's system.
7. Swenson's system and many more.

Kennedy's classification (1923)

- Universally accepted.
- Satisfy most of the requirements about the classification.
- Practically majority of the situations are classified into four main classes.
- Easy to remember.

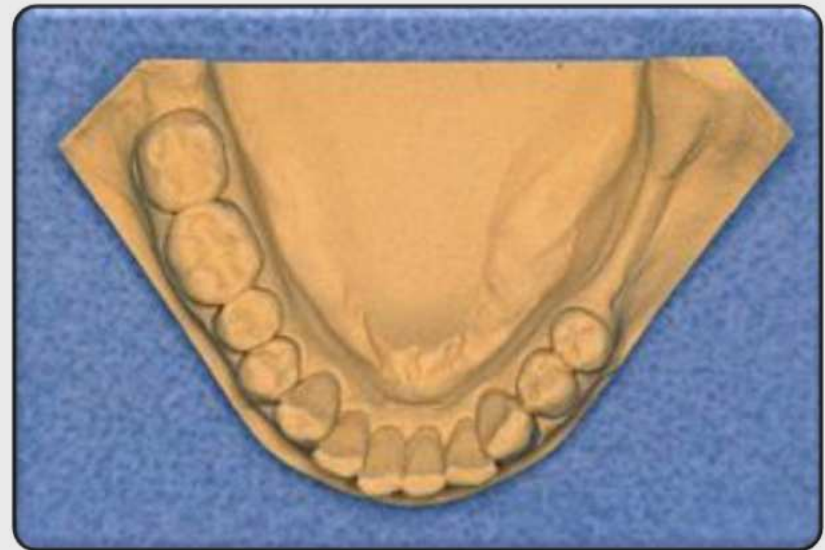
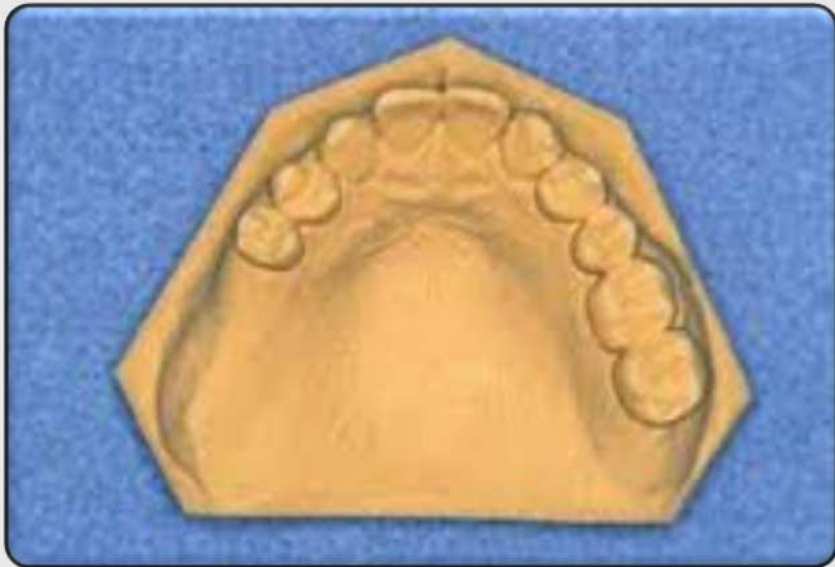
Kennedy Class I

Bilateral edentulous areas located posterior to remaining natural teeth.



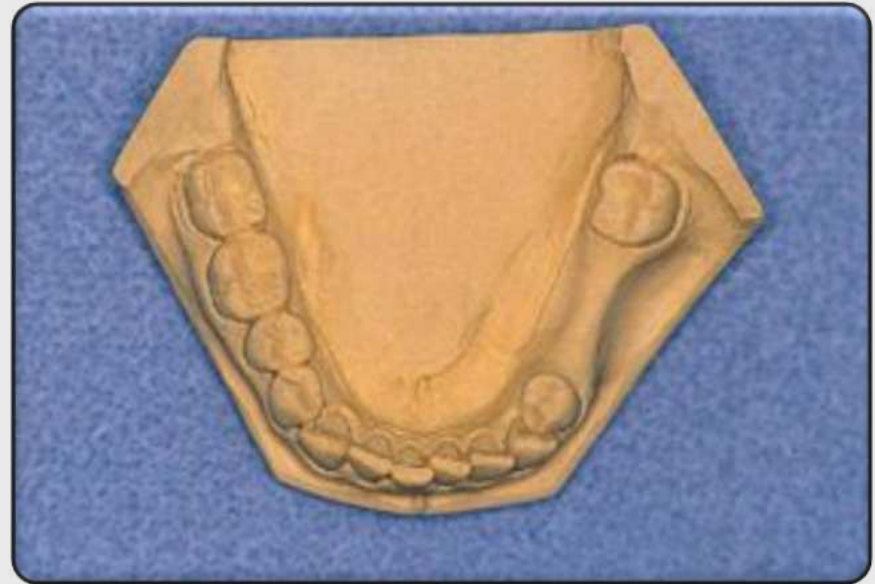
Kennedy Class II

Unilateral edentulous area located posterior to remaining natural teeth



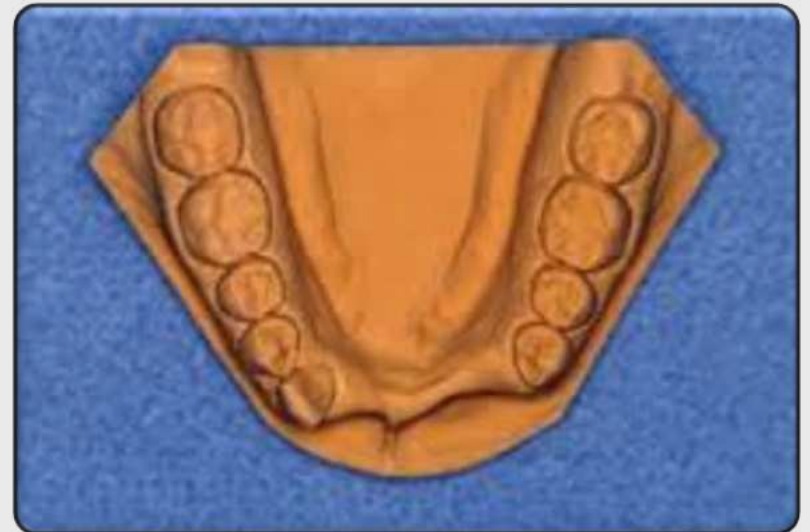
Kennedy Class III

Unilateral edentulous area with natural teeth remaining anterior and posterior to edentulous space.



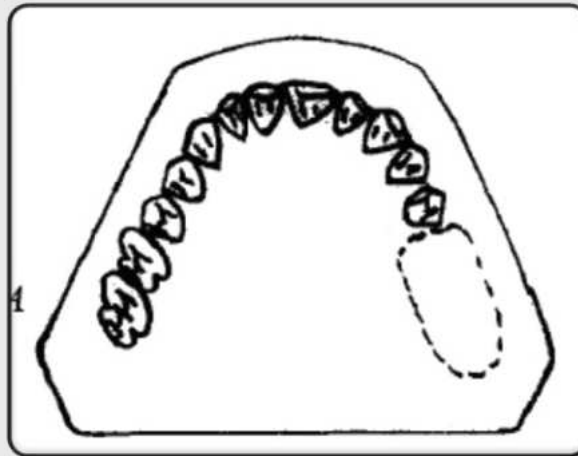
Kennedy Class IV

A single but bilateral edentulous area located anterior to the remaining natural teeth.

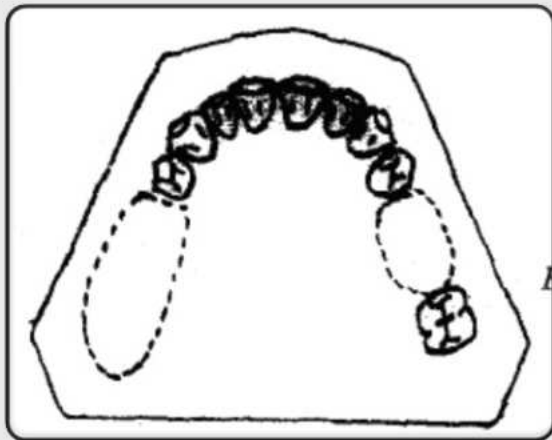


Modification areas:

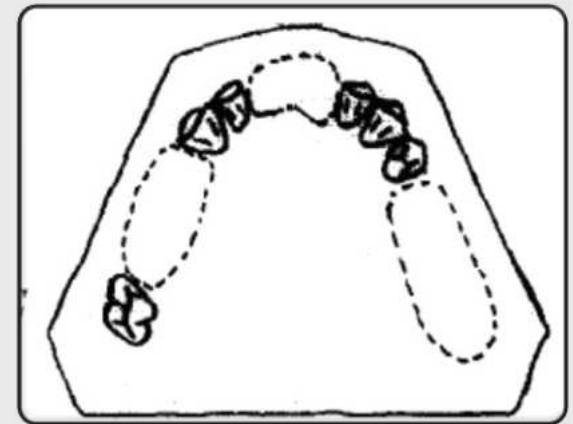
Any additional edentulous space after the main class is termed as modification and written as number as per additional spaces.



Kennedy Cl-II



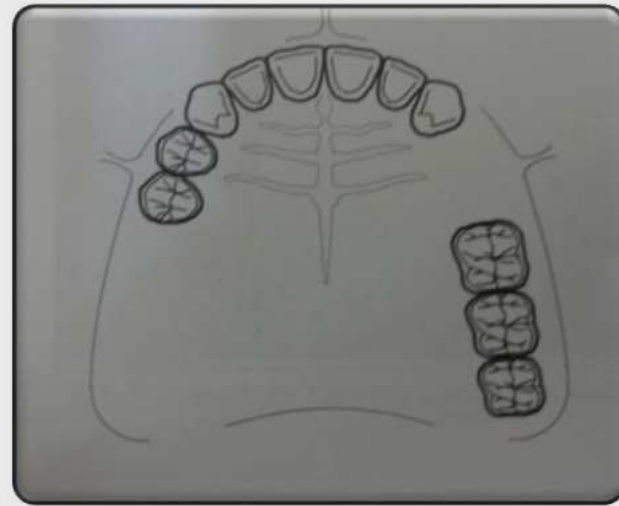
Kennedy Cl-II mod- 1



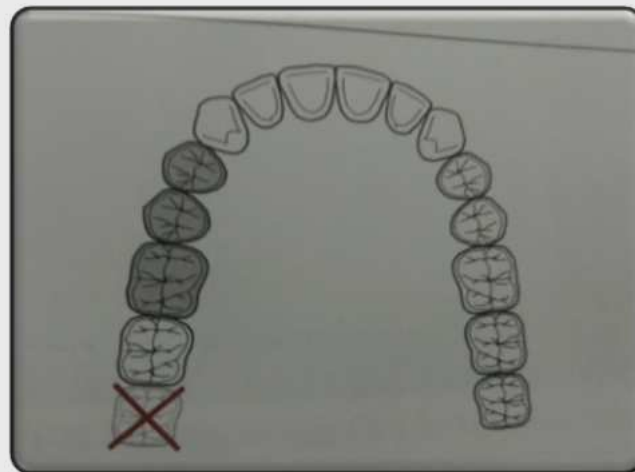
Kennedy Cl-II mod- 2

Applegate's rules governing classification:

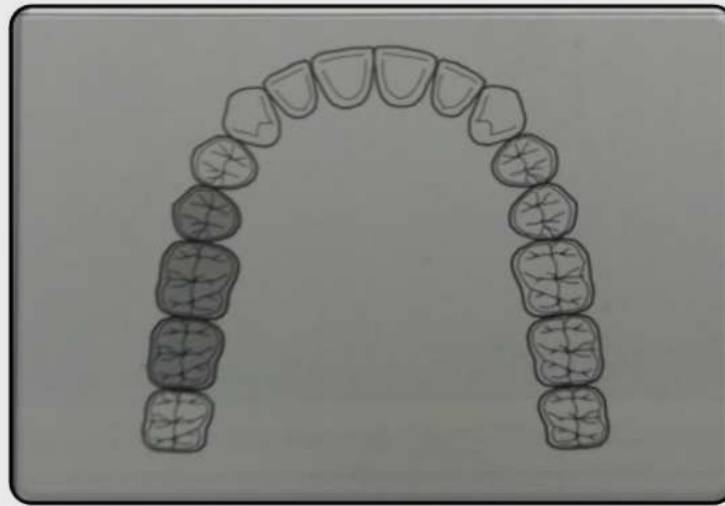
Rule 1 : Classification should follow rather than precede any extraction.



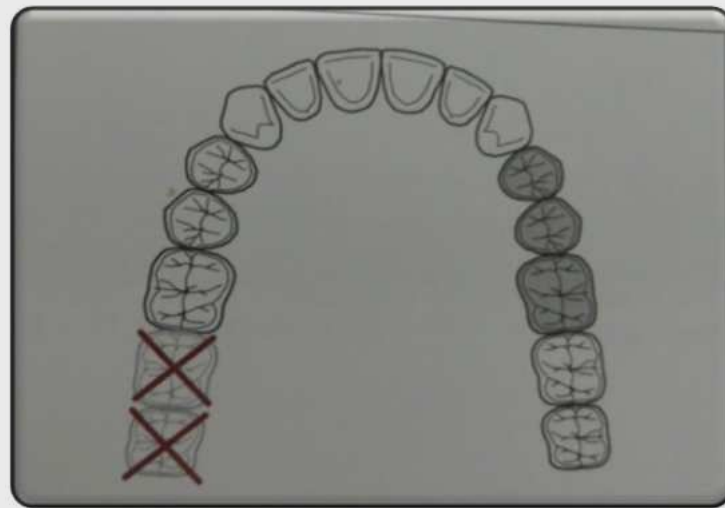
Rule 2: If 3rd molar is missing and not to be replaced, it is not considered in classification.



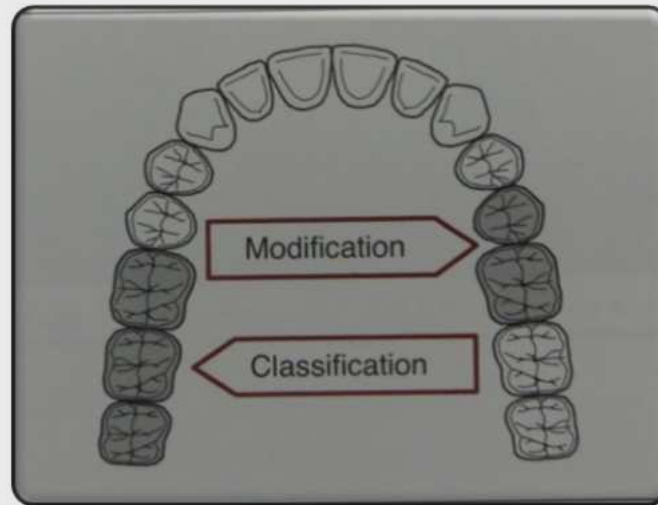
Rule 3: If 3rd molar is present and is to be used as an abutment, it is considered in classification.




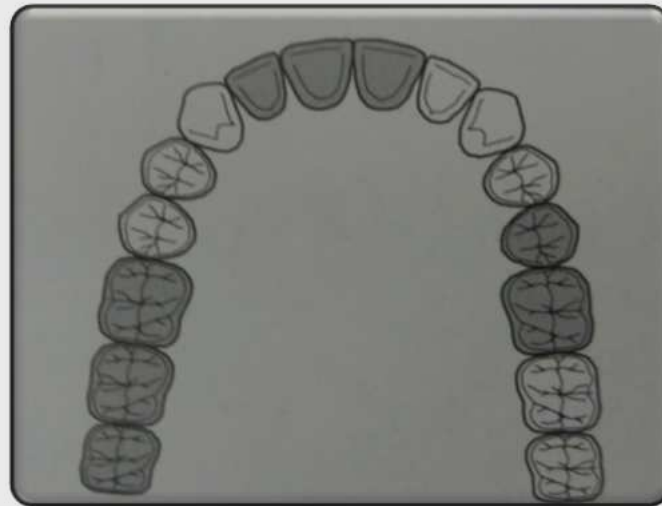
Rule 4: If 2nd molar is missing and is not to be replaced, it is not considered in the classification.



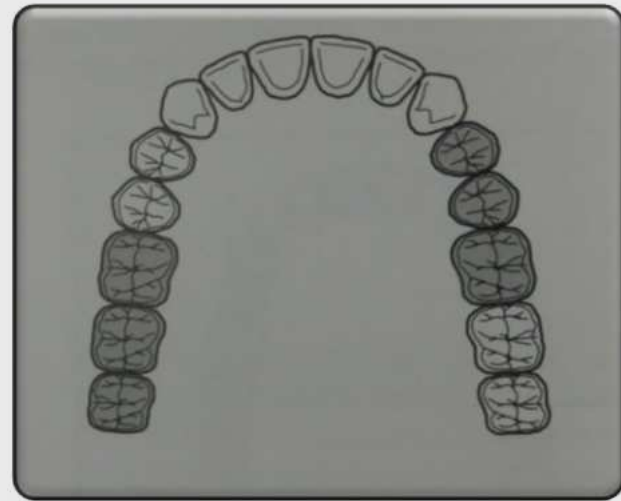
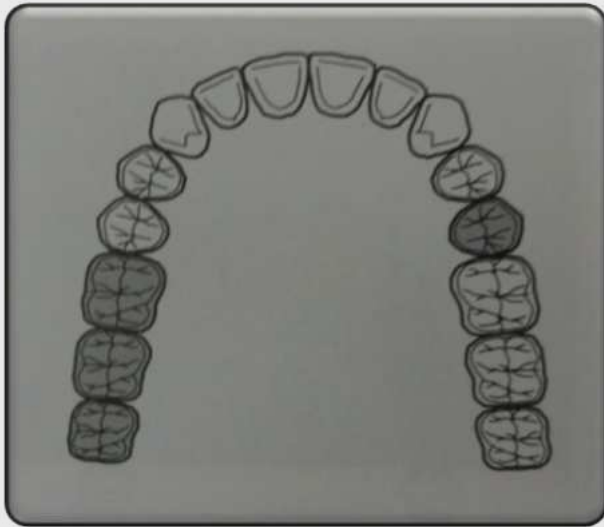
- **Rule 5:** The most posterior edentulous area always determines the classification.




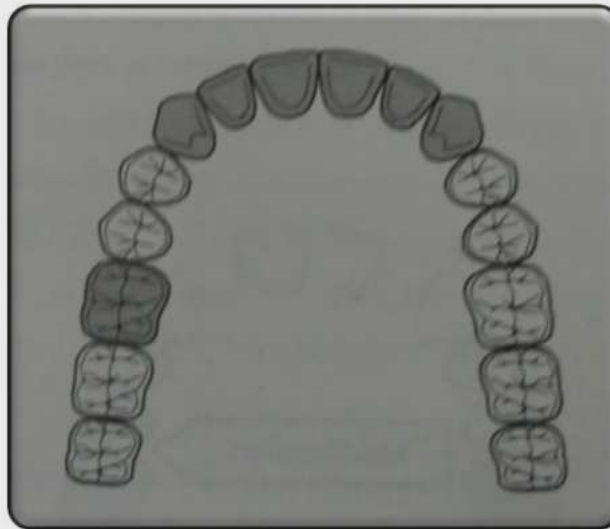
- **Rule 6:** Edentulous areas other than those determining the classification are referred to as modification areas.

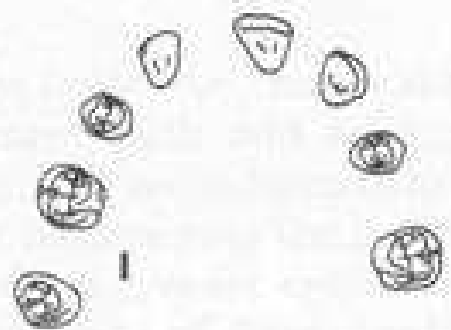
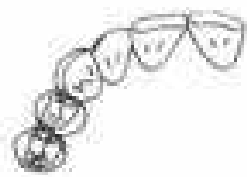


Rule 7: The extent of modification is not considered, only the number of additional edentulous areas



- **Rule 8:** Kennedy Class IV has no modification.





Summary

- Classification of Partially Edentulous dental arches
- Requirements of acceptable classification
- Various Systems of classification
- Kennedy's classification
- Applegate's rules

References

1. Carr AB, McGivney GP, Brown D. McCracken's Removable Partial Prosthodontics , 11th edition, Pg. No: 19-24.
2. Osborne. J, Lamme GA. Partial Dentures. 4th Ed. Pg. No:1-7.

THANK YOU...